

# DON'T MISS OUT

## The one-stop-shop guide to Spring Gift Fair 2018

Visiting the Gift Fairs is an exciting, but at times daunting experience for some, particularly those attending for the first time. With hundreds of exhibitors showcasing tens of thousands of products across six large exhibition halls, where do you start? To help, we've put together a few tips and tricks to get you through a successful visit to Spring Gift Fair.

### STEP 1

#### Plan ahead

- Pre-plan your visit using your Gift Magazine
- Familiarise yourself with the layout and show features
- Discover new exhibitors on the listings page
- Check out the free educational seminars available during your visit
- Review the feature products on offer in the New Product Showcase
- Contact exhibitors prior to the fair to set up meeting times

### STEP 2

#### When you arrive

Depending on what time you arrive, registration can be busy. Updating your details on [www.giffairs.co.nz](http://www.giffairs.co.nz) prior to your visit will save you time in the queues.

- Get your pass printed at registration
- Grab a coffee from one of the vendors & check in on facebook!
- Pick up an entry form for the House of Travel Daily Prize Draw for \$1000 in travel vouchers and make sure you get each order signed off by suppliers. Every five orders per company you get, makes you eligible for one entry.
- Get snapping with the hashtag #nzgiffairs on any photos you post on social media and be in to win \$50 prezzie cards daily!

### STEP 3

#### Visit all of the halls

There is a fantastic selection of new and returning suppliers across all of the halls so make sure you manage your time well, here's some of the highlights not to be missed:

##### Halls 1 to 5:

Packed with a range of great new and returning suppliers, some of our best buys are hidden in here. Hall 3 Features the Rose Garden, where you can relax and enjoy a crafted tea, a glass of wine or a bite to eat.

##### Hall 6:

The destination you need to visit with the Man Cave for all your men's gift supplies (and a cheeky snack on the way round!) Design Exchange to see the latest up-and-comers, New Product Showcase for what's hot for the season ahead and check out the Gift Trader stand to see how you can continue to buy online between fairs.

##### Hall 7:

Visit the Kiwi Quarter for the latest and greatest in NZ Made products from socks to beauty products and more there's a huge range to experience here. All exhibitors who have Kiwi made products throughout the fair will display a Kiwi symbol next to their exhibitor listings in the Gift Fair Magazine and on their stand signage.

### STEP 4

#### Enter the daily travel prize draw & vote for your favourite stands!

Drop your completed entry forms for the daily travel prize in to the boxes at Show Registration and at Show Info. \*Make sure you fill out the front and back of the card. And make sure you Vote for your favourite stands, best service received and hottest new product in the People's Choice Awards, and show our hard-working exhibitors some love! Place your votes at the voting station by Show Info in the main concourse.

#### Stand Etiquette

The suppliers put in a huge amount of time and effort to delight you with their products and provide you with excellent service when visiting their stand. Below are a couple of points to keep in mind during your journey around the show:

**Please no photography on stands without prior permission from the exhibitor**

This is a trade only event, so please no personal shopping. If the exhibitor is busy when you visit, do try and come back later or hand them a business card so they can contact you when they are next available

#### Places to eat and drink

The Rose Garden, Hall 3 – speciality teas, coffee, bar & food  
The Man Cave, Hall 7 – Coffee, Bar & food  
Coffee Carts - throughout the halls  
Food Trucks - outside the main halls  
Foodcourt - in the main concourse

#### Seminars

- DAY 1 11.00am – Sunday August 26th**  
**Retail Theatre: Enhancing the Customer Experience**  
Sarah Dunn, RetailNZ & Lizzi Whaley, Spaceworks  
**2.30pm**  
**The Challenges Running an SME in the Digital Era**  
Ric Horsfall Web Ninja
- DAY 2 2.30pm – Monday August 27th**  
**The Challenges Running an SME in the Digital Era**  
Ric Horsfall Web Ninja
- DAY 3 11.00am – Tuesday August 28th**  
**The Key to Good Social Media**  
Jessica Whiting, Oh Gosh Ltd.







#### Key times & dates

##### Opening Hours

Day 1 - Sunday August 26th, 9am – 6pm / Day 2 - Monday August 27th, 9am – 6pm / Day 3 - Tuesday August 28th, 9am – 4pm

# SPRING & HOMEWARE GIFT FAIR



-  Hall 1
-  Hall 2
-  Hall 3
-  Hall 5
-  Hall 7
-  Hall 6



**DESIGN EXCHANGE - HALL 6**  
Featuring New and Upcoming Designers



**MAN CAVE - HALL 6**  
Bloke inspired pit stop, grab a bite or a brew while being inspired by the selection of gifts for guys



**INTERACTIVE NEW PRODUCT SHOWCASE - HALL 6**  
View, touch, smell and experience the hottest new products of the season



**KIWI QUARTER - HALL 7**  
Celebrate NZ made products



**ROSE GARDEN - HALL 3**  
A place to relax, network and plan your day, enjoy a crafted tea, a glass of wine and a bite to eat



**SEMINAR LOUNGE - LEVEL 2**  
Come be inspired and educated with a selection of free seminars from industry experts



**THE PEOPLE'S CHOICE - STAND AWARDS**  
Come and vote for your favorites across 6 categories



**SHOW INFORMATION**



**GIFT MOBILE DROP OFF AND PICK UP**  
Main Visitor entrance